

# CARNIVAL FUMIGATION

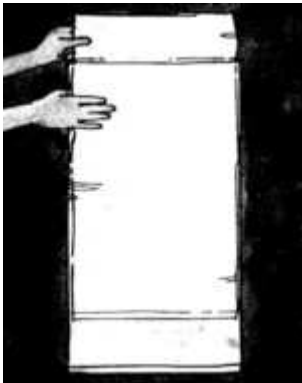


## How to use Nylofume\* bags to protect food and other commodities during fumigations with Vikane\* gas fumigant


Nylofume bags are made from a special nylon polymer film. Research has demonstrated that double-bagging, as shown below, achieves optimum protection.

All items such as food, feed, drugs and medicine (including those items in refrigerators and freezers) must either be removed from the structure being fumigated or be sealed in protective Nylofume bags.

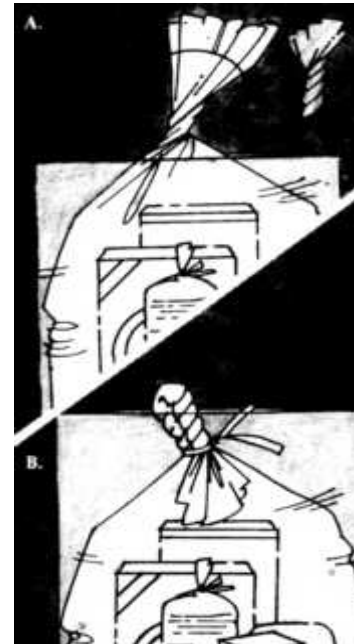
**To assure proper sealing and good protection, please follow these instructions carefully:**



**1.** While bags are still empty, place one inside another. Double-bagging helps assure ineffective protection.



**2.** Place items to be protected inside the inner bag. Do not overfill- leave clearance on top for adequate closure of the bags.



**3.** Twist the top of the inner bag, fold once and secure the fold in place using a suitable fastener such as a twist tie, tape, rubber band or string.



**4.** Repeat step 3 with the outer bag.

**5.** Check the sealed by pressing gently against the sides of the bag and listen for air leaks. No air should be able to escape.

### **To Bag or Not To Bag..... *That is the question.***

Protecting consumable items like food, feed and medicine is part of every fumigation with Vikane gas fumigant. However, from time to time questions arise about which items need to be double-bagged in Nylofume bags, and which items can remain in the structure unbagged during the fumigation. Here are some examples to guide you as you prepared your home for fumigation.


#### **Bag these .....**




Pretzels and other foods packed in plastic bags need to be bagged or remove.



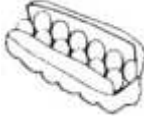
Animal feed, like human feed, needs to be bagged or removed.



Foods packed and cardboard boxes, like cereal, need to be bagged or removed because the interior plastic bag it may not be airtight.



Spices without their original manufactures airtight seal intact must be bagged or removed.



Eggs must be bagged or removed from the structure.



Aspirin and other similar in adjustable medicines need to be bagged or removed.



Cottage cheese should be bag or removed because pre-salable containers, including Tupperware and other storage containers, do not form air tight seals.



Ice cubes should be discarded before a few vacation and the ice maker turned off.

### **No need to bag these....**



Unopened 2-liter plastic bottles with manufacturer's airtight seal intact can remain unbagged. Shake 2-liter bottles to confirm that the airtight seal is still intact.



Canned products like soup may remain unbagged because unopened metal cans provide an airtight seal.

**When in doubt, take it out.**

If there's any question as to the seal of an item, the best approach is to take it out of the structure to be fumigated or double bag it.

**IF YOU HAVE ANY QUESTIONS ABOUT THE BAGGING PROCEDURE OR ABOUT WHAT ITEMS SHOULD BE BAGGED OR NOT, PLEASE CONTACT CARNIVAL FUMIGATION AT (714) 680-4491.**